



深圳市国冶星光电子有限公司  
SHENZHEN GUOYEXING OPTOELECTRONICS CO.,LTD.

承认书  
SPECIFICATION FOR APPROVAL

客户名称Customer: \_\_\_\_\_

客户型号Customer Model: \_\_\_\_\_

产品型号Model: GYXM-2388AURPGB

企业号No.: GYX-G-003

客户号Customer No: DDCG0019

日期Date: 2007-09-25

附产品规格书Enclosure is the specification

深圳市国冶星光电子有限公司  
SHENZHEN GUOYEXING OPTOELECTRONICS CO.,LTD.

生产部 Production Dept.	质量部 Quality Dept.	工程部 Engineering Dept.	市场部 Marketing Dept.
张述花	陈春莲	廖晶晶	韩丽娟

客户确认签名  
APPROVED SIGNATURES

--	--	--	--

地址:深圳市蛇口后海大道东角头工业区C座4楼 518067

Add:4/F,BlockC,Dongjiaotou Industrial Zone,Houhai Avenue,Shekou,Shenzhen.

电话Tel:0086-755-26816353,26816352

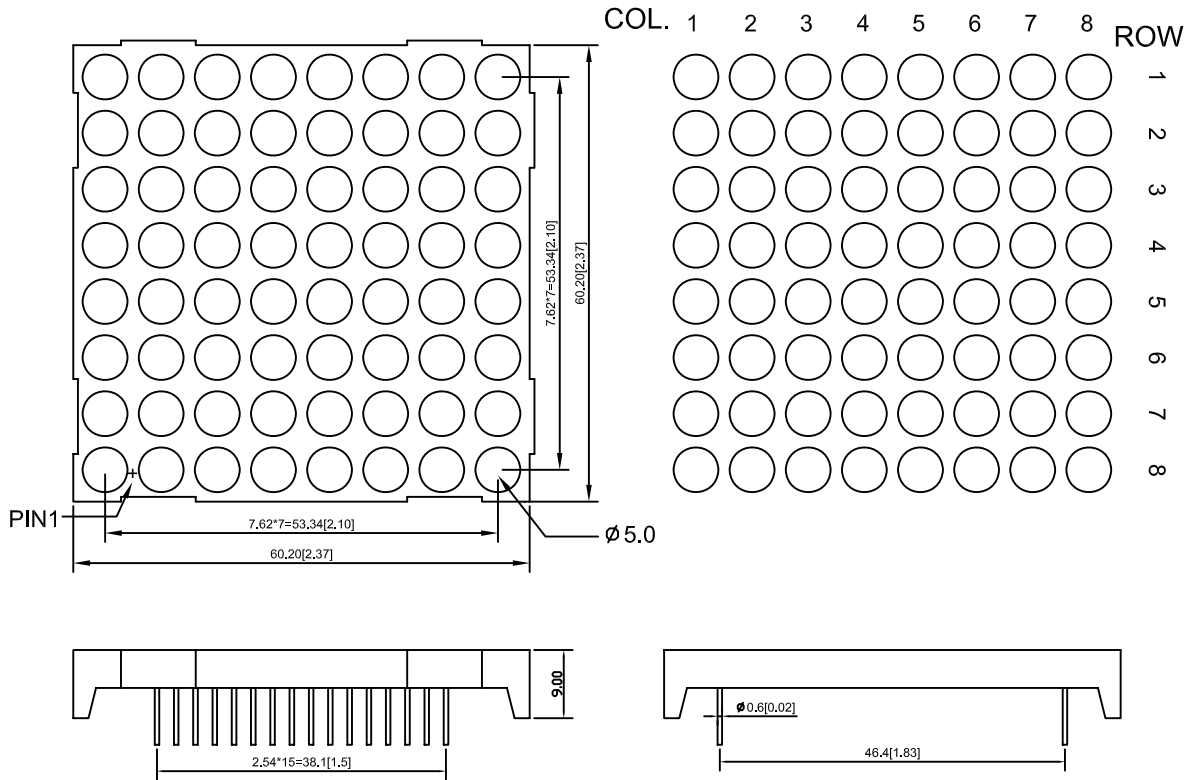
传真Fax:0086-755-26686042

Email:gyx@gyx-led.com

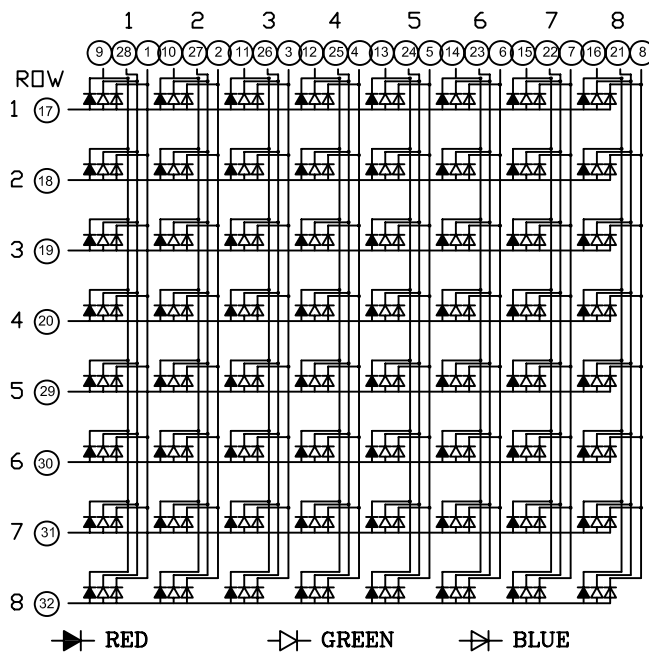
Website:www.Gyx-led.com



# GYXM-2388AURPGB PACKAGE DIMENSIONS



## INTERNAL CIRCUIT DIAGRAM



Notes:

- 1. All dimensions are in millimeters (inch), Tolerance is  $\pm 0.25\text{mm}$  ( $0.01''$ ) unless otherwise noted.
- 2. The specification may be changed without notice.



General Information

Part NO.	Chip Material	Emitting Color	Lens Type	Description
GYXM-2388AURPGB	GaAlP/GaP	RED	Water Clear	Common Anode
	InGaN	GREEN	Water Clear	
	InGaN/GaN	BLUE	Water Clear	

Electrical/Optical Characteristics at Ta=25°C

Parameter	Symbol	RED			GREEN			BLUE			Unit	Conditions
		MIN.	Typ.	Max.	MIN.	Typ.	Max.	MIN.	Typ.	Max.		
Luminous Intensity	I <sub>v</sub>	90	100	120	210	220.5	230	140	157.8	160	mcd	I <sub>F</sub> =20mA
Peak Wavelength	λ <sub>P</sub>	—	—	—	—	—	—	—	—	—	nm	I <sub>F</sub> =20mA
Dominant Wavelength	λ <sub>D</sub>	620	623.8	625	520	521.5	525	465.1	466.3	467.4	nm	I <sub>F</sub> =20mA
Spectral Line Half-Width	Δλ	—	20	—	—	20	—	—	20	—	nm	I <sub>F</sub> =20mA
Forward Voltage	V <sub>F</sub>	1.7	1.8	2.3	3.2	3.3	3.4	3.2	3.3	3.4	V	I <sub>F</sub> =20mA
Reverse Current	I <sub>R</sub>	—	—	50	—	—	50	—	—	50	uA	V <sub>R</sub> =5V

Absolute Maximum Ratings at Ta=25°C

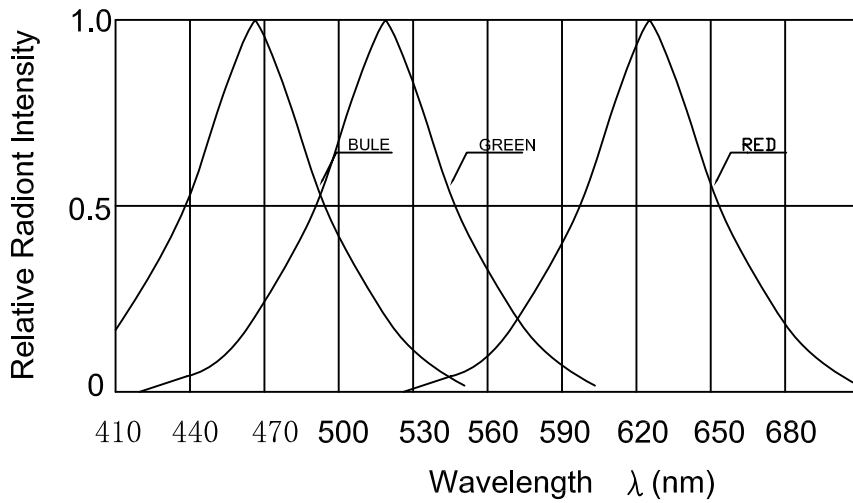
Parameter	Symbol	Maximum Rating	Unit
Power Dissipation	P <sub>d</sub>	65	mW
		105	
		105	
Forward Current	I <sub>F</sub>	20	mA
Peak Forward Current(1)	I <sub>F</sub> (Peak)	30	mA
Reverse Voltage	V <sub>R</sub>	5	V
Operating Temperature	T <sub>opr</sub>	-40° c+80° c	
Storage Temperature	T <sub>stg</sub>	-40° c+80° c	
Lead Solder Temperature(2)	T <sub>sol</sub>	260° c for 5 seconds	

Notes:

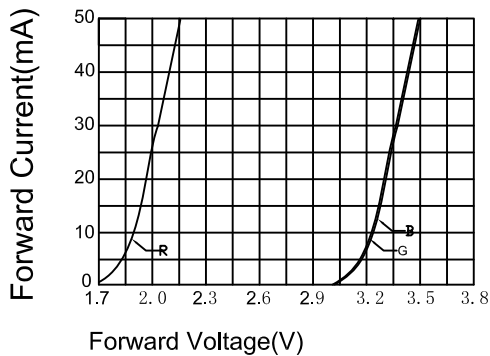
- 1/10 duty cycle, 0.1ms pulse width.
- 2mm below package base.



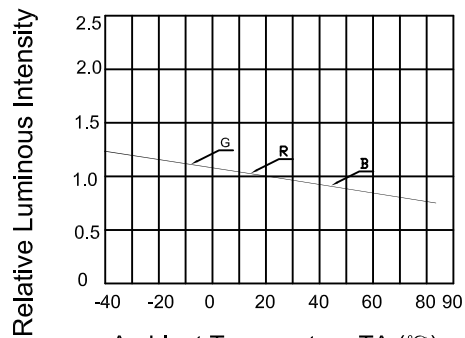
25° Ambient Temperature Unless Otherwise Noted



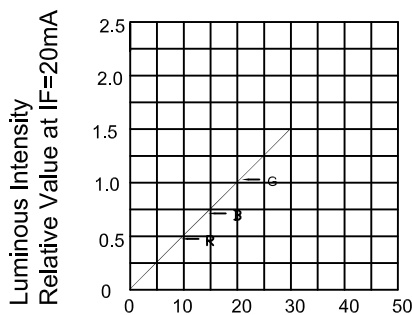
RELATIVE INTENSITY Vs.WAVELENGTH



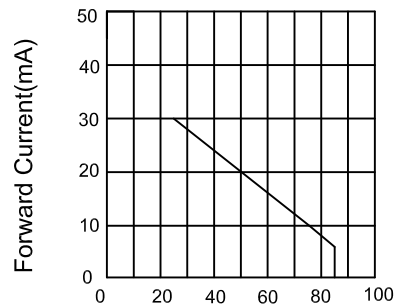
FORWARD CURRENT Vs. FORWARD VOLTAGE



LUMINOUS INTENSITY Vs. AMBIENT TEMPERATURE



LUMINOUS INTENSITY Vs. FORWARD CURRENT



FORWARD CURRENT DERATING CURVE



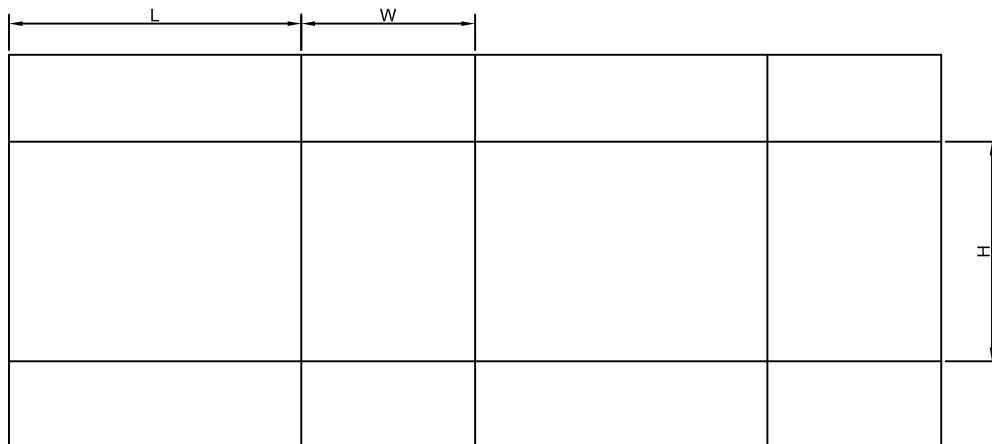
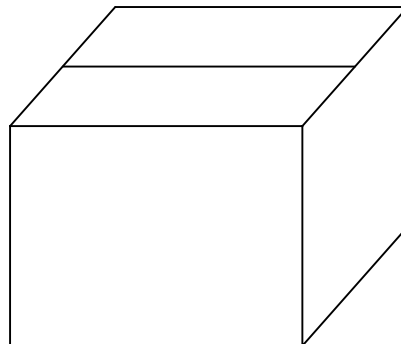
DISPLAY PACKAGE BOX DIMENSIONS SPECIFICATON

GYXM-2388AURPGB

Package Type:

DIMENSIONS ITEM	SYMBOL	DIMENSIONS SPECIFICATION	
		MIN.(mm)	MAX.(mm)
Overall length	L	315	325
Overall width	W	215	225
Overall thickness	H	185	195

INNER BOX





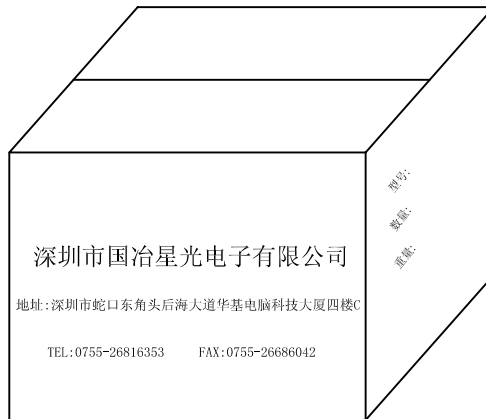
DISPLAY PACKAGE BOX DIMENSIONS SPECIFICATON

GYXM-2388AURPGB

Package Type:

DIMENSIONS ITEM	SYMBOL	DIMENSIONS SPECIFICATION	
		MIN.(mm)	MAX.(mm)
Overall length	L	450	470
Overall width	W	320	340
Overall thickness	H	390	410

OUTER BOX



Noted: Four inner box in per outer box.

